




# Revascularization AUC Data Reporting Sheet

Patient Name: \_\_\_\_\_

Date of Birth: \_\_\_\_\_ Medical Record #: \_\_\_\_\_



## Patient Information

- Asymptomatic (No ischemic symptoms)
- Minimal Therapy (1 class of medications)
- Intermediate-risk stress test findings: cardiac mortality 1-3% /year
- Previous CABG

Data reporting sheet provided by:


**SCAI-QIT Cath Lab Guidelines & Appropriate Use Criteria App**

App available at:


[www.SCAI-QIT.org](http://www.SCAI-QIT.org)



### All bypass grafts patent, $\geq 1$ lesion(s) in native coronaries without bypass grafts

☐  Indication: 58; Score: 3

### $\geq 1$ SVG stenosis


☐  Indication: 52; Score: 4


### Native 3V-CAD, failure of multiple grafts, depressed LVEF, patent LIMA graft

☐  CABG: Indication: 68; Score: 7

☐  PCI: Indication: 68; Score: 6

### Native 3V-CAD, failure of multiple grafts, depressed LVEF, nonfunctional LIMA graft

☐  CABG: Indication: 69; Score: 6

☐  PCI: Indication: 69; Score: 8

## Compiled By:

\_\_\_\_\_  
Date/Time: \_\_\_\_\_

Signature: \_\_\_\_\_

## Operating Physician:

Operating Physician Comments:

\_\_\_\_\_  
\_\_\_\_\_  
\_\_\_\_\_  
\_\_\_\_\_  
\_\_\_\_\_  
\_\_\_\_\_  
\_\_\_\_\_  
\_\_\_\_\_  
\_\_\_\_\_  
\_\_\_\_\_

Date/Time: \_\_\_\_\_

Signature: \_\_\_\_\_

## Confirming Physician / Interventionalist:

Comments:

\_\_\_\_\_  
\_\_\_\_\_  
\_\_\_\_\_  
\_\_\_\_\_  
\_\_\_\_\_  
\_\_\_\_\_  
\_\_\_\_\_  
\_\_\_\_\_  
\_\_\_\_\_  
\_\_\_\_\_

Date/Time: \_\_\_\_\_

Signature: \_\_\_\_\_